

Can You Make a Rainbow?


Activity Cards

twinkl

Can You Make a Rainbow? Activity Cards

You will need:

- a glass of water
- a piece of white paper
- a torch



Place the glass of water on the paper. Shine the torch through the glass and keep moving it around until you see a rainbow appear on the paper.

Can You Make a Rainbow? Activity Cards

You will need:

- A CD

Angle the CD so light is shining on it. It can be sunlight or light from a ceiling light.



Can You Make a Rainbow? Activity Cards

You will need:

- Bubble mixture
- A bubble-blowing wand

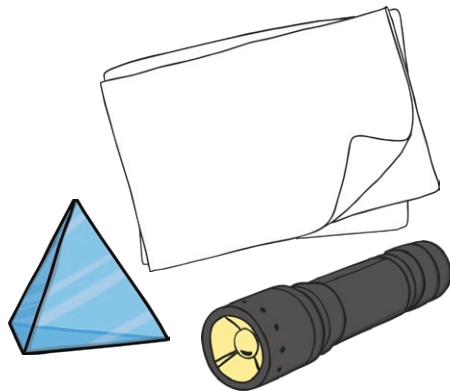


Use your wand to blow some bubbles. If you look closely, you may be able to see rainbows in some of the bubbles.

Can You Make a Rainbow? Activity Cards

You will need:

- A prism or a crystal
- A torch
- A piece of white paper



Put the prism or crystal on the paper. Shine the torch on to it. You may need to move it around a bit to make a rainbow on the paper.

Can You Make a Rainbow? Activity Cards

You will need:

- A spray bottle filled with water




You need to do this on a sunny day. Take your bottle of water outside. Then, spray the bottle so you have a mist of water coming out. The water will catch the sunlight and you should see a rainbow.

Can You Make a Rainbow? Activity Cards

You will need:

- Fruit of different colours cut up into chunks (you will need a grown-up to help you cut up the fruit)
- A straw

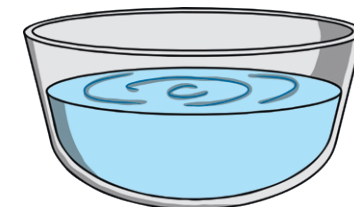


The colours of the rainbow are red, orange, yellow, green, blue, indigo and violet. Make a fruit kebab using as many colours of the rainbow as you can in order.

Can You Make a Rainbow? Activity Cards

You will need:

- A glass bowl
- Water



You need to do this on a sunny day. First, fill the bowl with water. Then, put the bowl on a sunny windowsill. Move the bowl around until it catches the sun. A rainbow should appear on the ground.